



Goldfish Mac & Cheese Muffins




Ingredients

- Microwaveable mac & cheese cups
- Shredded cheese
- Goldfish crackers
- Salted butter



Directions:

- 1) Make one cup of microwave mac & cheese. Stir in cheese powder.
- 2) Stir in extra cheese, crumbled goldfish crackers and butter.
- 3) Place in muffin container.
- 4) Sprinkle more crumbled goldfish on top.
- 5) Bake at 350 degrees for 10 mins.
- 6) Serve and enjoy!



#PLAYGABLESATHOME
GABLESRECREATION.COM