

The 2025 Annual Statistical Summary from the Internal Affairs Section is as follows:

CASES ASSIGNED

The Internal Affairs Section processed 52 complaints during the calendar year 2025. A breakdown of the cases is as follows:

	2025	2024	% +/-
Formal Internal Affairs Investigations	6	8	-25%
Bias Based Policing Investigation	0	0	NC
Shooting Investigation	0	0	NC
Contact Reports	12	12	NC
Information Reports	34	26	30%
Total Complaints	52	46	13%

Note: In addition, the Internal Affairs Section investigated 2 complaints for other Police Departments that are not being considered as part of the statistics.

BODY WORN CAMERA

It is the policy of the Coral Gables Police Department to document all complaints regardless of form received. Part of the investigative process requires the review of an officer(s) Body Worn Camera (BWC) footage.

Of the 34 Information Reports documented in this section, 14 were complaints where the officer(s) BWC footage Exonerated them of any wrongdoing or Policy Violations. The complainants in these cases alleged the following:

Rudeness	7
Unprofessional	4
Aggressive	1
Sexual Battery	1
Theft	1

YEAR TO YEAR COMPARISON

2025	2024	%
14	14	NC

SUBJECT PERSONNEL COMPOSITION

Officers listed as the subject of the complaint	5
Police Supervisors listed as the subject of the complaint	3
UMPD Officers listed as the subject of the complaint	1
Civilian Employees listed as the subject of the complaint	0

Note: Some of the cases had more than one employee involved.

COMPLAINANT COMPOSITION

Citizens listed as the case complainant	2
Office of the Chief of Police listed as initiating the case	0
UMPD Chief of Police listed as initiating the case	0
Sworn Police Supervisors listed as the case complainant	3
Sworn Police Officers listed as the case complainant	0
Civilian Employee listed as case complainant	1
Anonymous listed as the case complainant	0

ALLEGATIONS

As a result of the 6 formal investigations, a total of 16 allegations have been identified. The chart below categorizes the allegations.

Discourtesy	2
Misinformation	2
Overreacting	3
Conduct Unbecoming	2
Procedural	7

CLOSED CASES

During 2025, a total of 4 formal investigations were closed through the Department's administrative process. The chart below shows the overall disposition of the cases.

Sustained	3
Not Sustained	1
Exonerated	0
Unfounded	0
Policy Failure	0
Percentage Sustained	0

Note: Cases closed include cases initiated in prior years.

In the 4 formal investigations that closed during 2025, 7 policy violations were investigated against employees of the Department. The chart below shows the disposition of the allegations made in each case.

Sustained	3
Not Sustained	3
Exonerated	1
Unfounded	0
Policy Failure	0
Percentage Sustained	43%

Note: The number of allegations and sustained dispositions do not match the number of cases closed since multiple allegations may be listed in one case.

SIX YEAR COMPARISON

2020
10 Total Cases
8 External Cases
2 Internal Cases

2021
14 Total Cases
11 External Cases
3 Internal Cases

2022
17 Total Cases
8 External Cases
9 Internal Cases

2023
5 Total Cases
3 External Cases
2 Internal Cases

2024
5 Total Cases
3 External Cases
2 Internal Cases

2025
6 Total Cases
2 External Cases
4 Internal Cases

A comparison and statistical analysis show that the six-year average is 10 cases per year. The Department was 40%, or 4 cases, under the six-year average for formal investigations in 2025.


After reviewing all cases investigated by the Internal Affairs Section, there were no areas of concern noted.

PREPARED BY:



Nidia Abbott
Internal Affairs Assistant

Date:

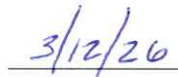


REVIEWED BY:


 11413

Rudy J. Gonzalez, Commander
Internal Affairs Section

Date:



REVIEWED BY:



Edward J. Hudak, Jr.
Chief of Police

Date:

