

# CITY OF CORAL GABLES


## - MEMORANDUM -

**TO:** EDWARD J. HUDAK, JR.  
CHIEF OF POLICE

**DATE:** FEBRUARY 23, 2021

**FROM:** COMMANDER RUDY J. GONZALEZ  
INTERNAL AFFAIRS SECTION

**SUBJECT:**  
2020 ANNUAL STATISTICAL  
SUMMARY OF INTERNAL  
AFFAIRS INVESTIGATIONS

  
11413

The 2020 Annual Statistical Summary from the Internal Affairs Section is as follows:

### CASES ASSIGNED

The Internal Affairs Section processed 56 complaints during 2020. A breakdown of the cases is as follows:

	2020	2019	% +/-
Formal Internal Affairs Investigations	10	10	N/C
Contact Reports	27	48	-44%
Information Reports	19	27	-30%
Discharge of Firearms Investigations	0	0	N/C
Bias Based Profiling Investigations	0	0	N/C

### SUBJECT PERSONNEL COMPOSITION

Officers listed as the subject of the complaint	9
Police Supervisors listed as the subject of the complaint	2
UMPD Officers listed as the subject of the complaint	0
Civilian Supervisors listed as the subject of the complaint	1

Note: Some of the cases had more than one employee involved.

### COMPLAINANT COMPOSITION

Citizens listed as the case complainant	9
Office of the Chief of Police listed as initiating the case	2
UMPD Chief of Police listed as initiating the case	0
Sworn Police Supervisors listed as the case complainant	0
Sworn Police Officers listed as the case complainant	0
Anonymous listed as the case complainant	0

Note: In one of the cases, there were two civilians listed as a complainant.

## ALLEGATIONS

As a result of the ten formal investigations, a total of 22 allegations have been identified. The chart below categorizes the allegations.

Abuse of Authority	2
Discourtesy	3
Force	2
Improper Arrest	1
Negligence	1
Procedural	9
Property Damage	1
Traffic Law Violation	3

## CLOSED CASES

During 2020, a total of 8 formal investigations were closed through the Department's administrative process. The chart below shows the overall disposition of the cases.

Sustained	4
Not Sustained	1
Exonerated	2
Unfounded	1
Policy Failure	0
Percentage Sustained	50%

Note: Cases closed includes cases initiated in the current and prior years.

In the 8 formal investigations closed during 2020, 54 allegations were investigated against employees of the Department. The chart below shows the disposition of the allegations made in each case.

Sustained	13
Not Sustained	28
Exonerated	10
Unfounded	3
Policy Failure	0
Percentage Sustained	24%

Note: The number of allegations and sustained dispositions do not match the number of cases closed since multiple allegations may be listed in one case.

**SIX YEAR COMPARISON**

**2015**  
13 Total Cases  
6 External Cases  
7 Internal Cases

**2016**  
18 Total Cases  
13 External Cases  
5 Internal Cases

**2017**  
21 Total Cases  
8 External Cases  
13 Internal Cases

**2018**  
10 Total Cases  
3 External Cases  
7 Internal Cases

**2019**  
10 Total Cases  
5 External Cases  
5 Internal Cases

**2020**  
10 Total Cases  
8 External Cases  
2 Internal Cases

A comparison and statistical analysis show that the six-year average case load is 14 cases. The Department was 29% under the six-year average for formal investigations in 2020.

After reviewing all cases investigated by the Internal Affairs Section, there does not appear to be a need to readdress any specific areas of policies and procedures.


RJG/em

**PREPARED BY:**




Emma Medrano  
Investigative Assistant

**DATE:**



**REVIEWED BY:**



Edward J. Hudak, Jr.  
Chief of Police

**DATE:**

